

BrandCrock Article with Variant name plugin

Installation guide

Version 4.1.1

Last Update on: 09.09.2024

Supported versions: 6.2.0 to 6.6.6.0

| Version | Date | Remarks |
|---------|------------|---|
| 4.1.1 | 09.09.2024 | - Configuration added to enable or disable the plugin for each sales channel. - Configuration added to show or hide variant names in the category list and product slider. |
| 4.0.2 | 04.07.2023 | Fixed compatibility for Shopware 6.5 |
| 4.0.0 | 09.07.2021 | Compatibility for Shopware 6.4.2.1 |



BrandCrock
Gateway To Digital Brand

Table of Contents

| | |
|--|----------|
| 1. ABOUT BrandCrock GmbH..... | 3 |
| 2. MANAGING PLUGIN & CONTACT DETAILS | 4 |
| 2.1 ABOUT THIS PLUGIN | 4 |
| 3. PLUGIN INSTALLATION | 4 |
| 4. PLUGIN CONFIGURATION..... | 7 |
| 5. PLUGIN UNINSTALLATION | 10 |
| 6. IMPRINT AND CONTACT | 12 |



+49 (0)89 2154 7447
+49 (0)89 3742 7878
info@brandcrock.com
www.brandcrock.com

Geschäftsführer: Rajdaniel, Johnson Samuel
Handelsregister: HRB 226742
Ust-ID-Nr DE 308 776 517
Gerichtsstand: Amtsgericht München

Deutsche Bank AG München
IBAN: DE58 7007 0024 00425 61100
Swift/BIC: DEUTDE33MUC

BrandCrock GmbH
Max Plank Str 5, 85716
Unterschleißheim

1. ABOUT BrandCrock GmbH

BrandCrock GmbH is a one-stop software solution provider for all your business needs in more than 15 countries worldwide. We create sales-oriented corporate websites, internet-based software and web services. We are stationed in Munich, Germany, with other offices in Karachi and Chennai.

BrandCrock GmbH is one of the Germany's leading and trusted offshore and outsourcing software solution provider for web designing and software development.

Since 2015 we are in the field of information technology and software development; providing reliable and cost-effective solutions to individuals, business owners, start-ups, small to medium size companies (SME's) on-line retailers, production companies, Software and Design Agencies. BrandCrock is fulfilling a greater demand of software development at a reasonable cost for anyone interested in our professional skills especially the European and German based Market.

We have passionate teams and multi-talented individuals who are extremely committed to their work. At BrandCrock we are achieving robust, reliable, high quality IT solutions by practicing industry-proven methods cum standards in software development, project management and quality assurance methodologies.

For further information, please refer to the hyperlink www.brandcrock.com

2. MANAGING PLUGIN & CONTACT DETAILS

👉 This document relates to BrandCrock plugin for **Article with variant name** and contains important information about installation and usage of the plugin. At the same time, this document serves as performance and functional specification for features available in the plugin.

👉 If you face any issue or problems on installing or testing our plugin please contact our [Support team](#).

👉 Please don't change or modify the plugin without having any experience or understanding.

2.1 ABOUT THIS PLUGIN

This plugin is configured to display the Article with variants name in products detail page and product slider. This plugin can make life easier for eCommerce website owners and entrepreneurs.

3. PLUGIN INSTALLATION

The initial step is the **Installation** of the plugin. The following screenshots will explain you in detail about the installation process,

Step 1: Login to shop backend, navigate to **Extensions** → **My extensions**.

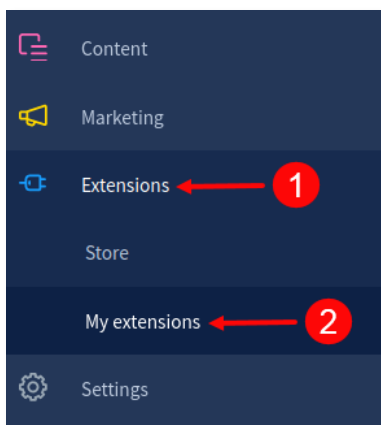


Figure 1

Step 2: Click on **Upload extension** button to browse the **BrandCrockArticleVariantName.zip** file and then click on **Open** button to upload the app.

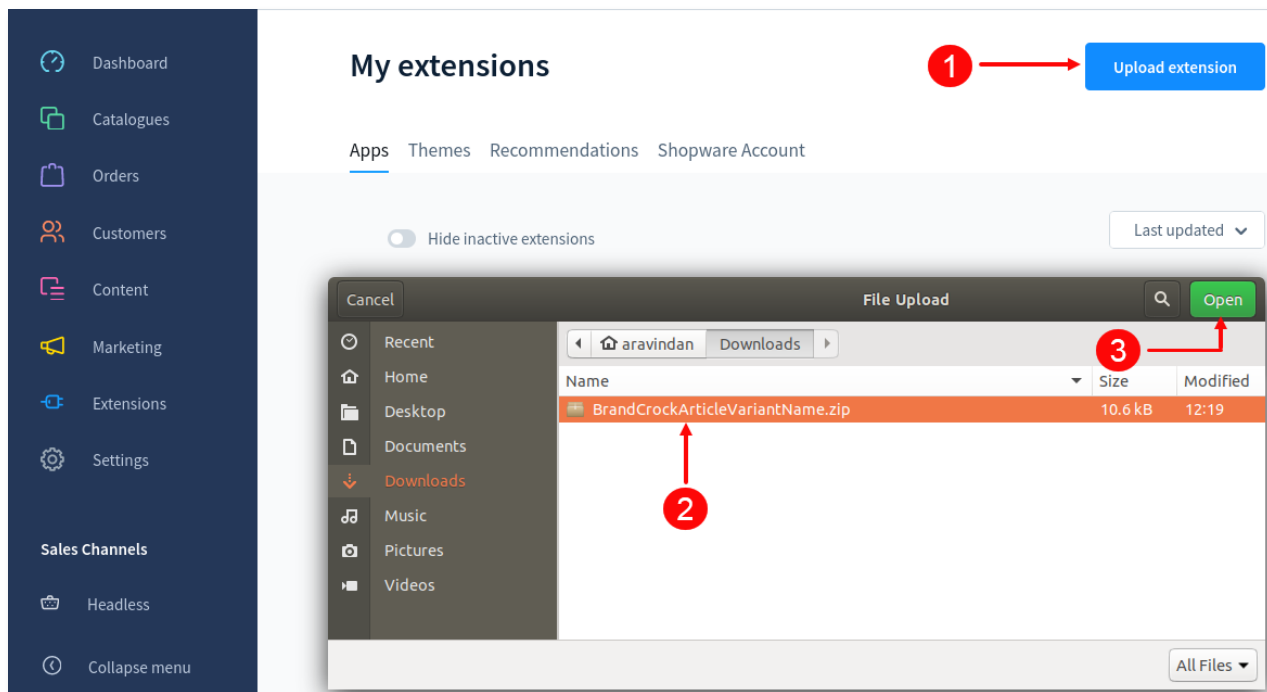


Figure 2

Step 3: After uploading the **Article with variant name** app, it will be shown on **Apps** under **My extensions** tab.

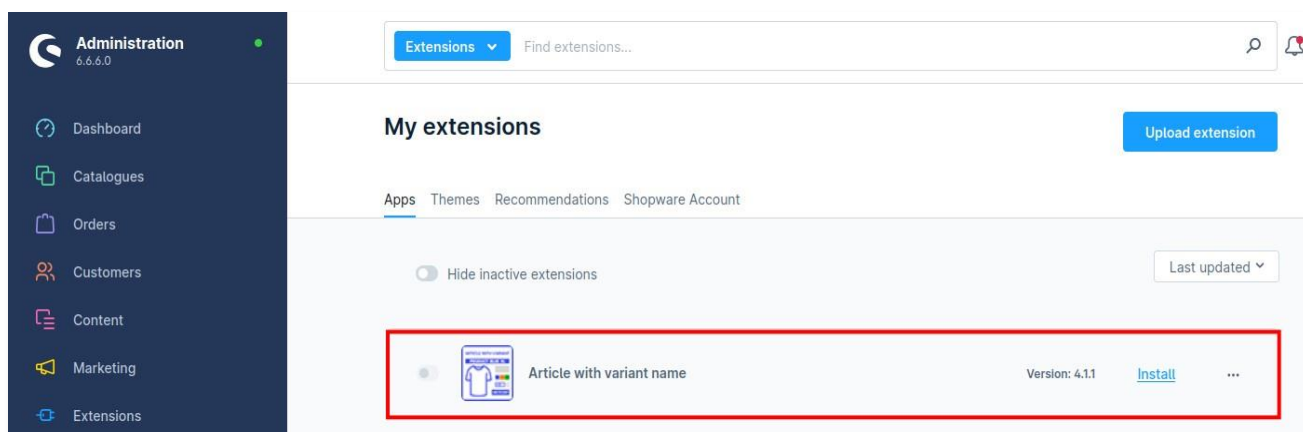


Figure 3

Step 4: Now installed the **Article with variant name** app by click on **Install** link.

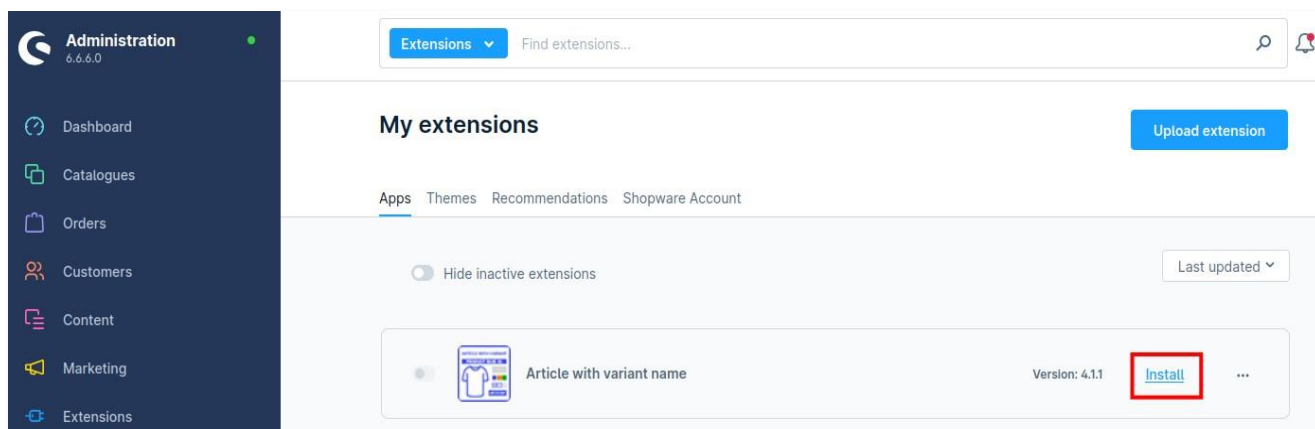


Figure 4

Step 5: Now click on  icon to activate the **Article with variant name** app.

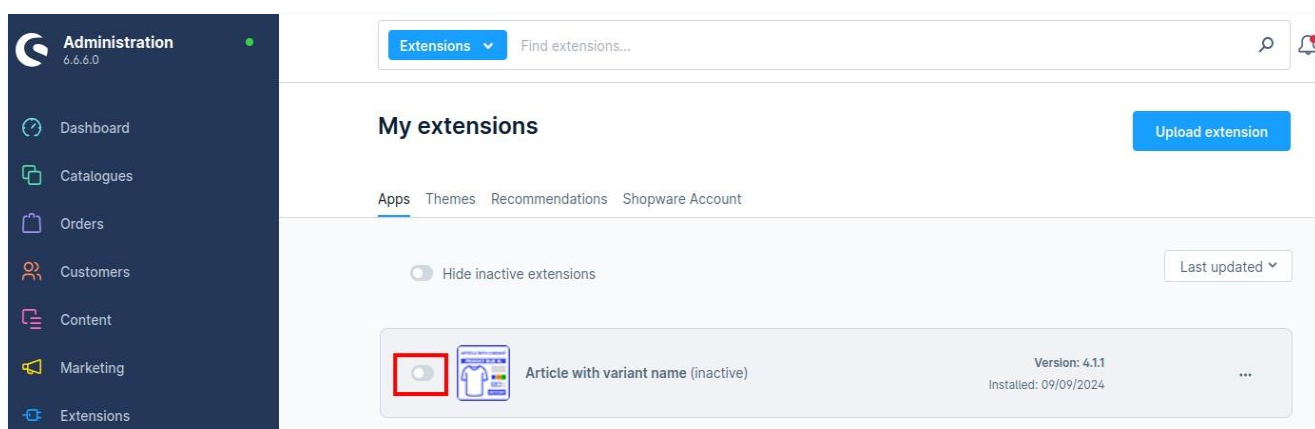


Figure 5

4. PLUGIN CONFIGURATION

Step 1: To configure the **Article with variant name** plugin, navigate to **Edit** option and click **Configure**.

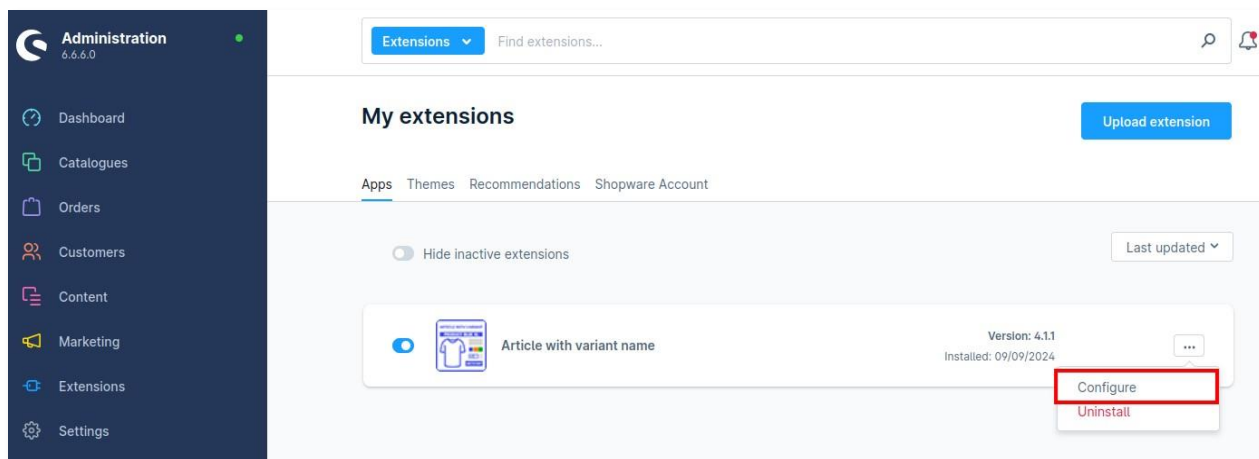


Figure 6

Step 2: In the **Article with variant name** page, choose the sales channel and click **Save** to save the changes made.

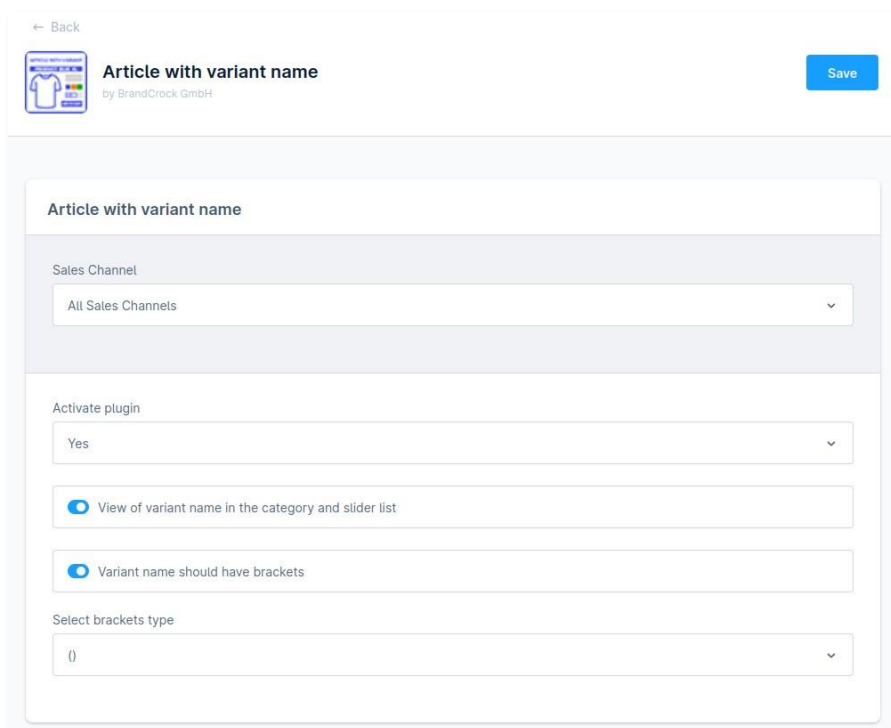


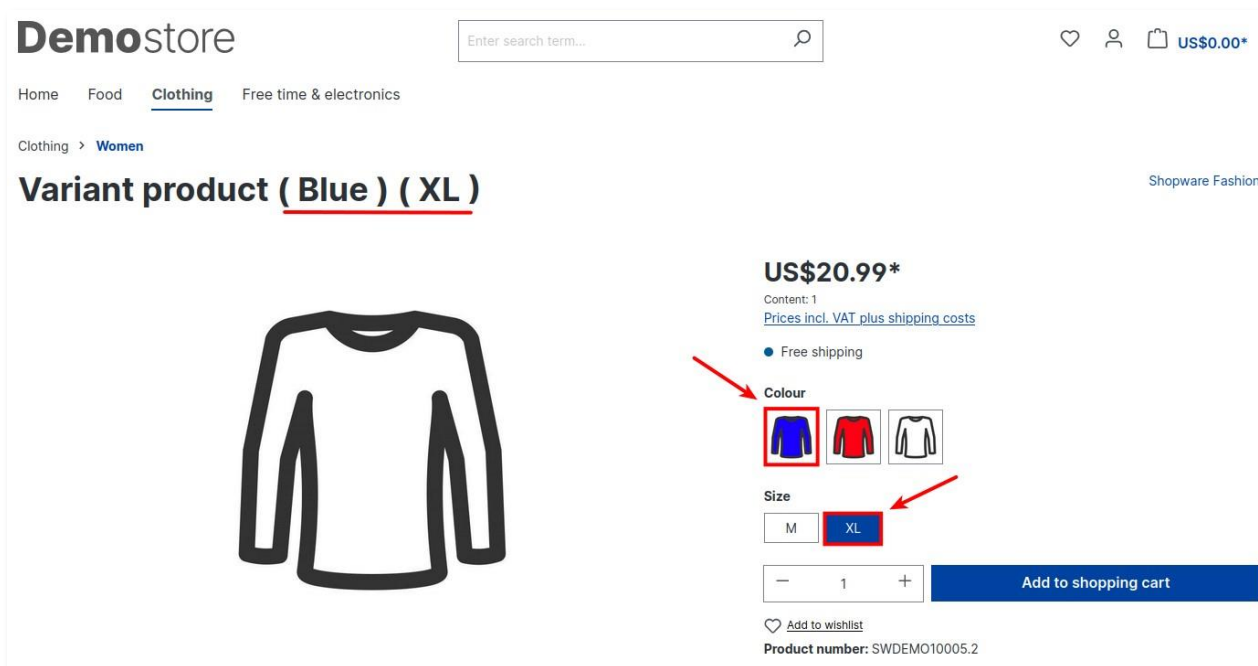
Figure 7

The configurations and descriptions are tabulated below

| Configuration | Description |
|--|---|
| Activate Plugin | Select Yes to activate or No to deactivate the plugin. |
| View of variant name in category and slider list | Enable to view the product variant name in product listing/category page and in product slider . |
| Variant name should have brackets | Enable to display the brackets for product variant names. |
| Select bracket type | Choose the bracket type to display. |

Step 3: The articles or products are displayed with variant name in shop frontend as shown below:

Product detail page:



Demostore Enter search term... US\$0.00*

Home Food **Clothing** Free time & electronics

Clothing > **Women**

Variant product (Blue) (XL) Shopware Fashion

US\$20.99*
Content: 1
[Prices incl. VAT plus shipping costs](#)

• Free shipping

Colour

Size

M XL

– 1 + **Add to shopping cart**

♥ [Add to wishlist](#)
Product number: SWDEMO10005.2

Figure 8



BrandCrock
Gateway To Digital Brand

Product Listing/Category page:

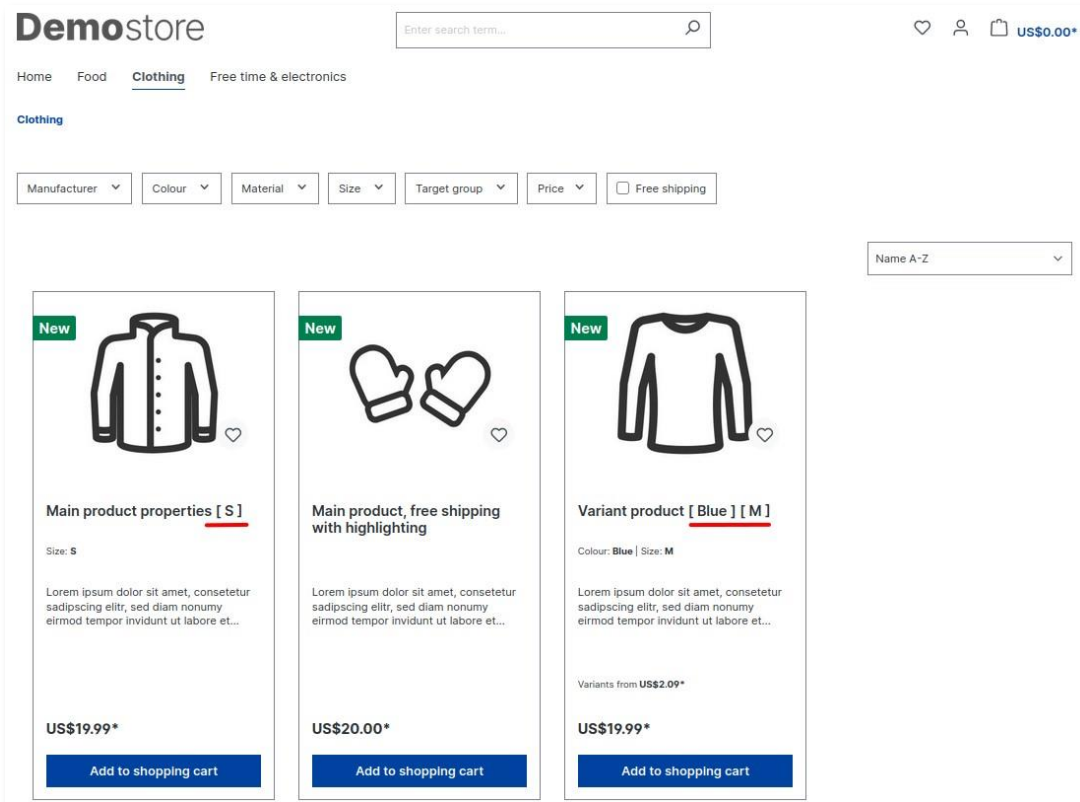


Figure 9

Product slider:

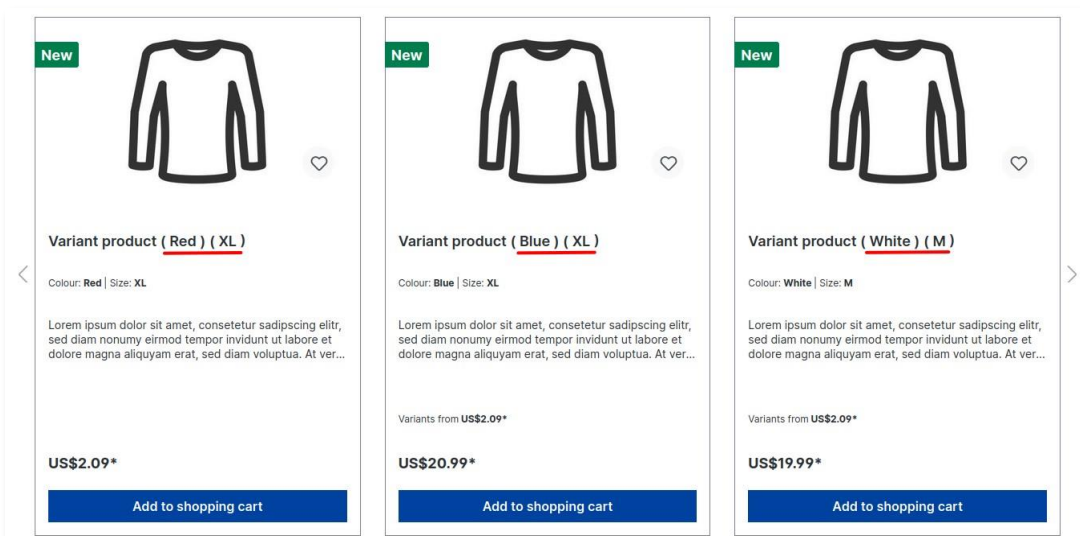



Figure 10

5. PLUGIN UNINSTALLATION

Step 1: To deactivate the plugin, navigate to **Extensnions** → **My extensions** → **App** and click on  icon to deactivate **Article with variant name** as shown below.

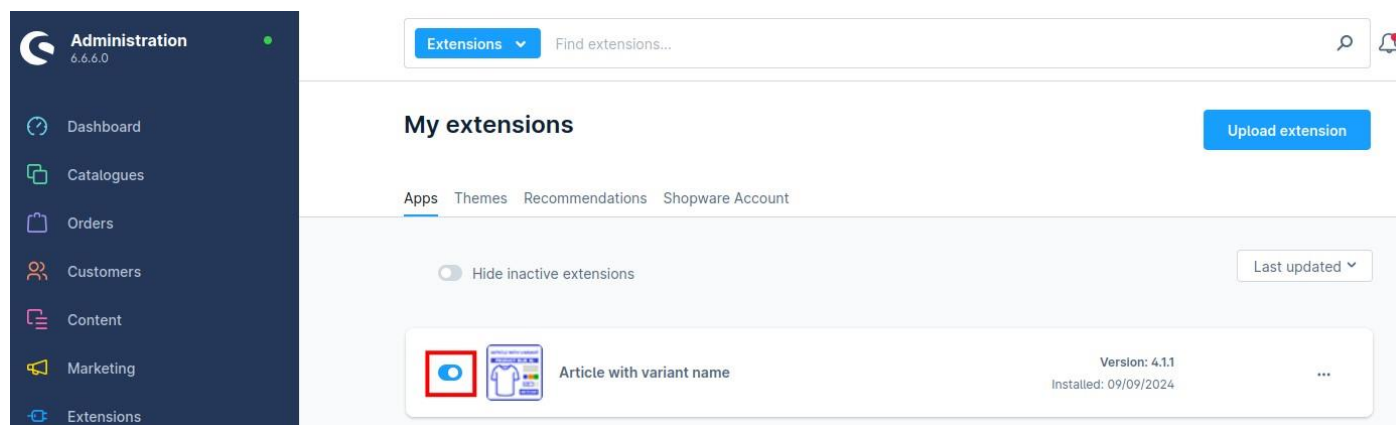



Figure 11

Step 2: Now **Uninstall** the **Article with variant name** app, by navigate to  **Edit** option and click on **Uninstall** link.

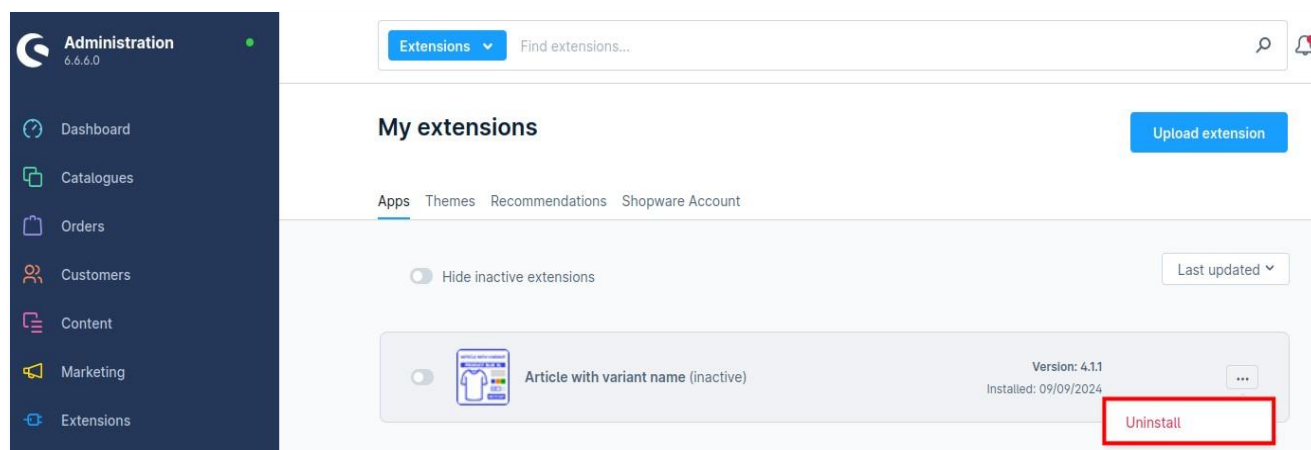


Figure 12

Step 3: To remove the BrandCrockArticleVariantName Plugin, click the **Remove** link as shown below.

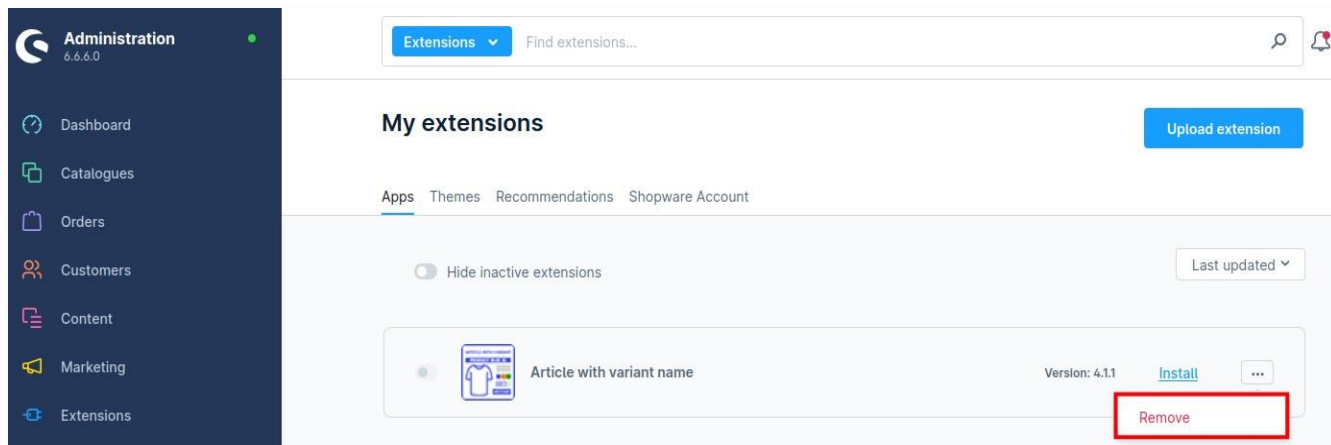


Figure 13

6. IMPRINT AND CONTACT

BrandCrock (Private limited)

Address:

Max-Planck-Straße 5
85716 Unterschleißheim
Munich district
Bavaria, Germany

Tel: + 49 (0) 89 2154 7447

Tel: + 49 (0) 89 374 27878

Email: support@brandcrock.com

Website: www.brandcrock.com

Managing Director/CEO:

Bhavani Johnson

Legal form:

Company with limited liability

Jurisdiction:

Amtsgericht München

Commercial register number:

HRB 226 742

VAT No:

DE 308 776 517

Line of Business:

Delivery of services in Information Technology, software development and solutions.

BrandCrock GmbH

Adresse:

Max-Planck-Straße 5
85716 Unterschleißheim
Landkreis München
Bayern, Deutschland

Tel: + 49 (0) 89 2154 7447

Tel: + 49 (0) 89 374 27878

Email: support@brandcrock.com

Website: www.brandcrock.com

Geschäftsführer:

Bhavani Johnson

Rechtsform:

Gesellschaft mit beschränkter Haftung

Gerichtsstand:

Amtsgericht München

Handelsregister:

HRB 226742

Ust-ID-Nr:

DE 308 776 517

Gegenstand des Unternehmens:

Erbringung von Dienstleistungen der Informationstechnologie, Softwareentwicklung und -lösungen.