

## Show / Hide Footer Copyright Text

### Installation guide

#### Version 3.0.2

Released on: 21.10.2024

Compatibility verified on: 23.10.2024

Supported versions: 6.2.0 to 6.6.7.0

Version	Date	Remarks
3.0.2	12.14.2023	Compatibility issue for 6.5.0.0
3.0.1	21.04.2022	[Fix] Individual Sales Channel issue in plugin settings
3.0.0	24.09.2020	Updated Manufacturer and Support link tags in composer file
1.0.1	27.11.2019	After update the storefront path from shopware it is not compatible with latest version, Issue resolved
1.0.0	23.09.2019	Initial Version

## TABLE OF CONTENTS

1. ABOUT BrandCrock GmbH	3
2. MANAGING PLUGIN & CONTACT DETAILS	4
2.1 About this Plugin	4
3. PLUGIN INSTALLATION	4
4. SHOW / HIDE FOOTER CONFIGURATION	7
5. PLUGIN UNINSTALLATION	9
6. IMPRINT AND CONTACT	11

## 1. ABOUT BrandCrock GmbH

BrandCrock GmbH is a one-stop software solution provider for all your business needs in more than 15 countries worldwide. We create sales-oriented corporate websites, internet-based software and web services. We are stationed in Munich, Germany, with other offices in Karachi and Chennai.

BrandCrock GmbH is one of Germany's leading and trusted offshore and outsourcing software solution providers for web designing and software development.

Since 2015 we have been in the field of information technology and software development; providing reliable and cost-effective solutions to individuals, business owners, start-ups, small to medium size companies (SME's) on-line retailers, production companies, Software and Design Agencies. BrandCrock is fulfilling a greater demand of software development at a reasonable cost for anyone interested in our professional skills especially the European and German based Market.

We have passionate teams and multi-talented individuals who are extremely committed to their work. At BrandCrock we are achieving robust, reliable, high quality IT solutions by practicing industry-proven methods cum standards in software development, project management and quality assurance methodologies.

For further information, please refer to the hyperlink [www.brandcrock.com](http://www.brandcrock.com)

## 2. MANAGING PLUGIN & CONTACT DETAILS

➡ This document relates to the BrandCrock plugin for **Show / Hide Footer Copyright Text** and contains important information about installation and usage of the plugin. At the same time, this document serves as performance and functional specification for features available in the plugin.

➡ If you face any issue or problems on installing or testing our plugin please contact our [Support team](#).

➡ Please don't change or modify the plugin without having any experience or understanding.

### 2.1 About this Plugin

In the newly introduced Shopware 6 has no default footer logo but does have footer copyright text. This plugin enables you to hide or show the footer copyright text.

## 3. PLUGIN INSTALLATION

The initial step is the **Installation** of the plugin. The following screenshots will explain you in detail about the installation process,

**Step 1:** Login to shop backend, navigate to **Extensions**  **My extensions**.

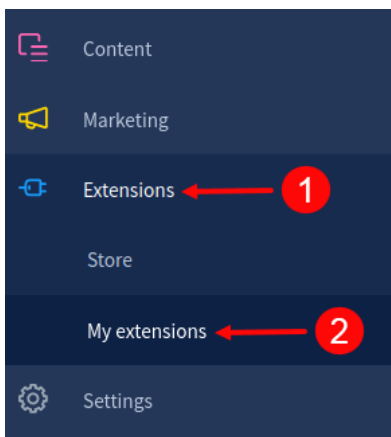


Figure 1



# BrandCrock

Gateway To Digital Brand

**Step 2:** Click the Upload extension to browse the BrandCrockHideFooter.zip file and then click Open to upload the plugin.

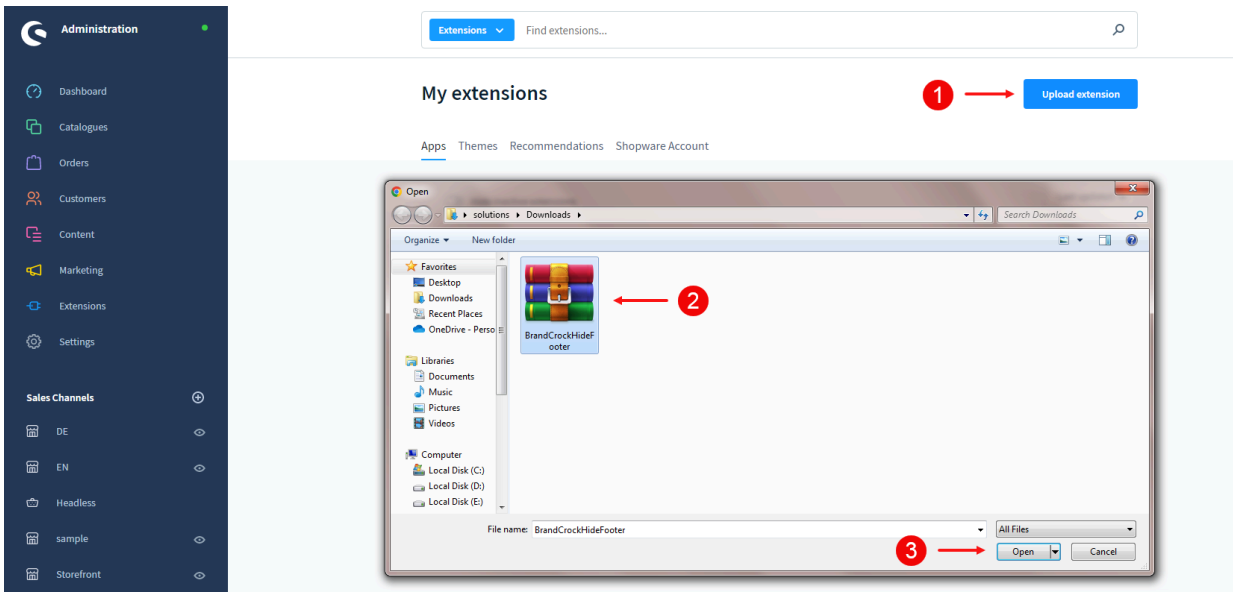


Figure 2

**Step 3:** After uploading the Show Hide footer copyright text by admin panel plugin, it will be listed shown below

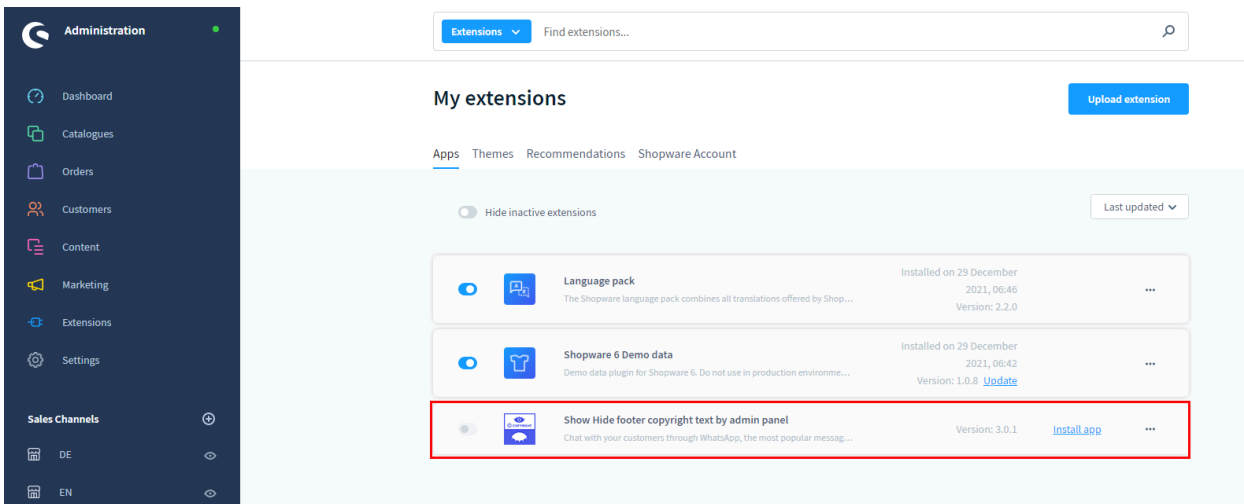


Figure 3



**Step 4:** To install the **Show Hide footer copyright text by admin panel** plugin click **Install app** as shown below

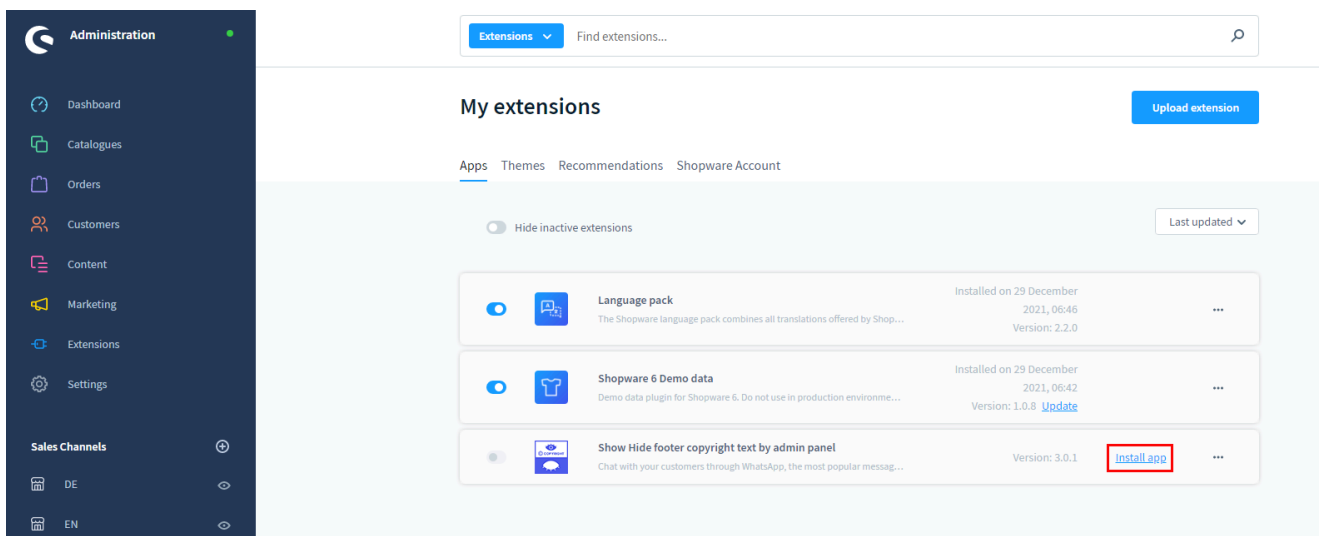


Figure 4

**Step 5:** Next, click enable  switch to activate the **Show Hide footer copyright text by admin panel** plugin.

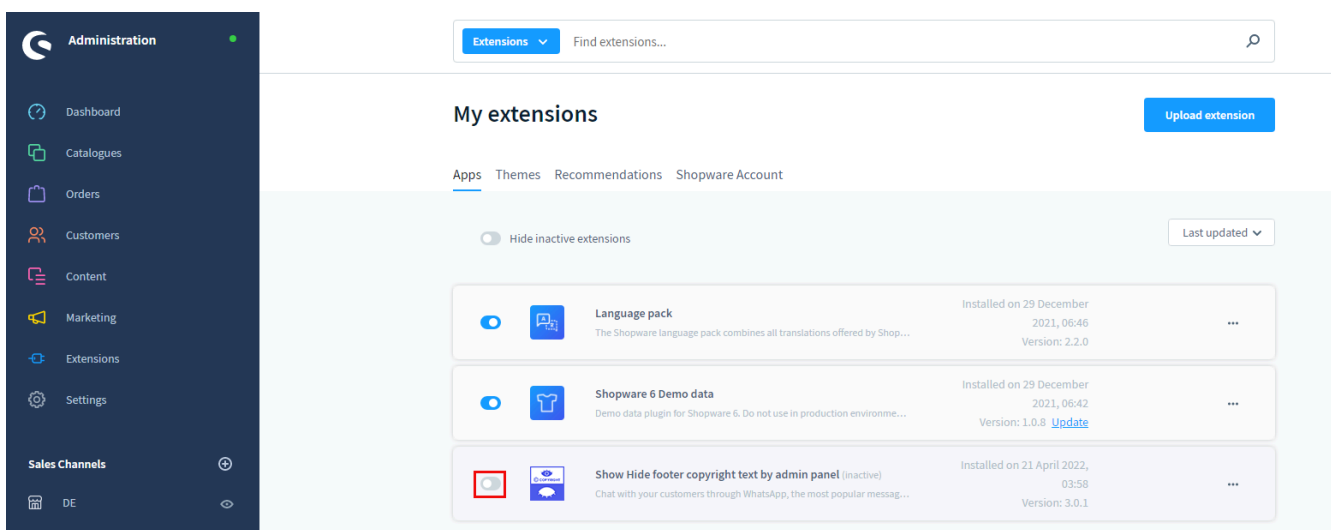


Figure 5

## 4. SHOW / HIDE FOOTER CONFIGURATION

Navigate to **Extensions** > **My extensions** in the shop admin to configure.

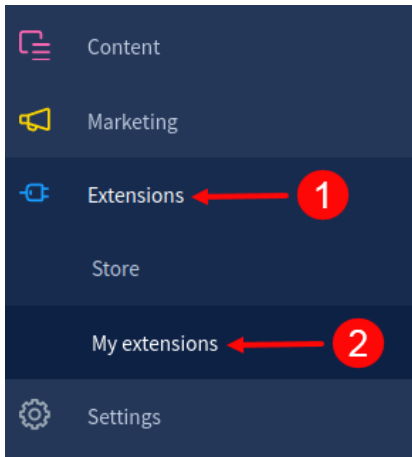


Figure 6

Click on the **Configuration** of the plugin as shown below

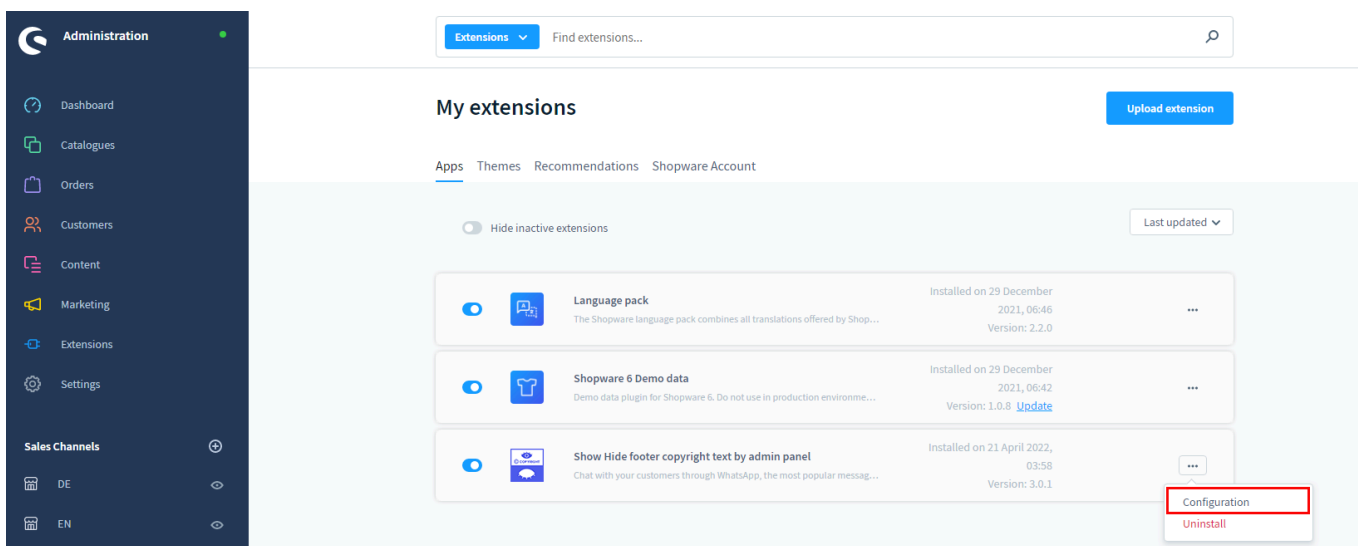


Figure 7



## Show Hide footer copyright text by admin panel

by BrandCrock GmbH

Save

Footer

Sales Channel

All Sales Channels
▼

---

Enable Hide footer copyright text

Hide
▼

Figure 8

The configuration setting for the Show / Hide Footer Copyright Text plugin is tabulated below:

Field	Description
Enable Hide footer copyright text	<p><b>Show:</b> Enable to display the footer copyright text in the shop.</p> <p><b>Hide:</b> Disable to hide the footer copyright text in the shop.</p>

Once the Hide footer has been configured it will get display in the shop frontend as like show below:

### Service hotline

Support and counselling via:

**0180 - 000000**

Mon-Fri, 9 am - 5 pm

Or via our [contact form](#).

\* All prices incl. VAT plus shipping costs and possible delivery charges, if not stated otherwise.

Realised with Shopware

Figure 9 - Show footer copyright text



### Service hotline

Support and counselling via:

**0180 - 000000**

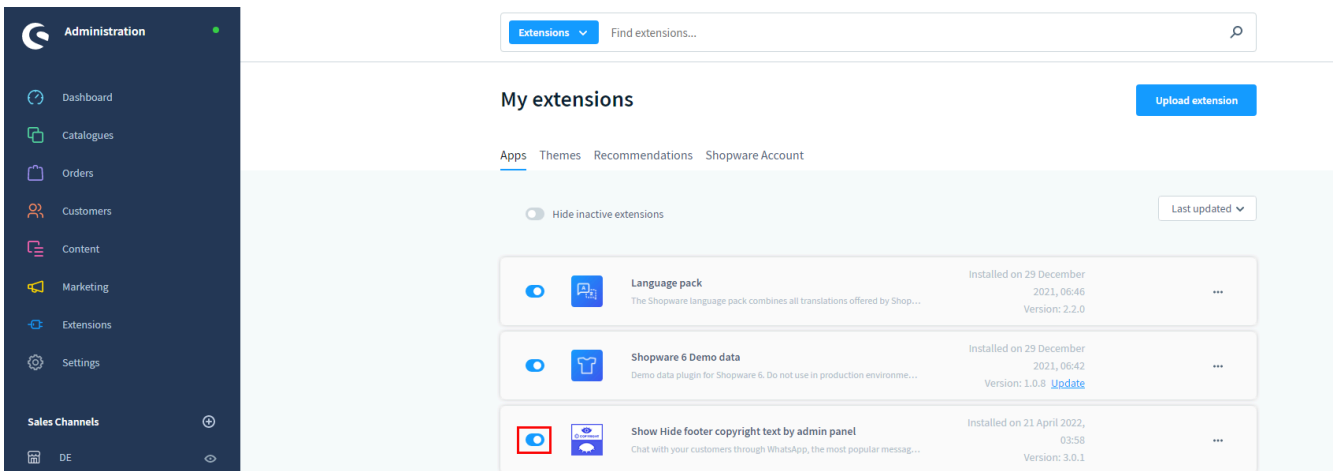
Mon-Fri, 9 am - 5 pm

Or via our [contact form](#).

Figure 10 – Hide footer copyright text

## 5. PLUGIN UNINSTALLATION

To deactivate the plugin, navigate to **Extensions**  **My extensions** and click deactivate  switch to deactivate **Show Hide footer copyright text by admin panel** as shown below



The screenshot shows the 'My extensions' page in the Shopware administration interface. The left sidebar contains navigation options: Administration (Dashboard, Catalogues, Orders, Customers, Content, Marketing, Extensions, Settings) and Sales Channels (DE). The main content area shows a search bar for extensions and a list of installed extensions. The 'Show Hide footer copyright text by admin panel' extension is highlighted with a red box, and its toggle switch is turned off. The extension details include: 'Show Hide footer copyright text by admin panel', installed on 21 April 2022, 03:58, version 3.0.1.

Extension Name	Installed On	Version	Action
Language pack	29 December 2021, 06:46	2.2.0	...
Shopware 6 Demo data	29 December 2021, 06:42	1.0.8 <a href="#">Update</a>	...
Show Hide footer copyright text by admin panel	21 April 2022, 03:58	3.0.1	...

Figure 11

Next, to uninstall the **Show Hide footer copyright text by admin panel** plugin, navigate to  option and click **Uninstall** as shown below

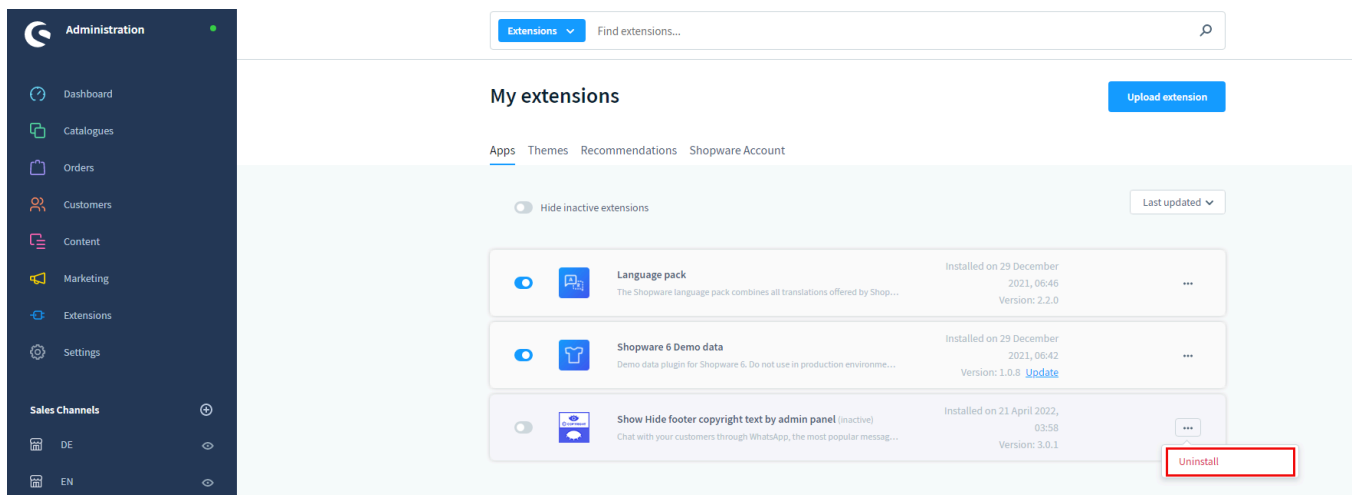


Figure 12

To delete the **Show Hide footer copyright text by admin panel** plugin, click **Remove** as shown below

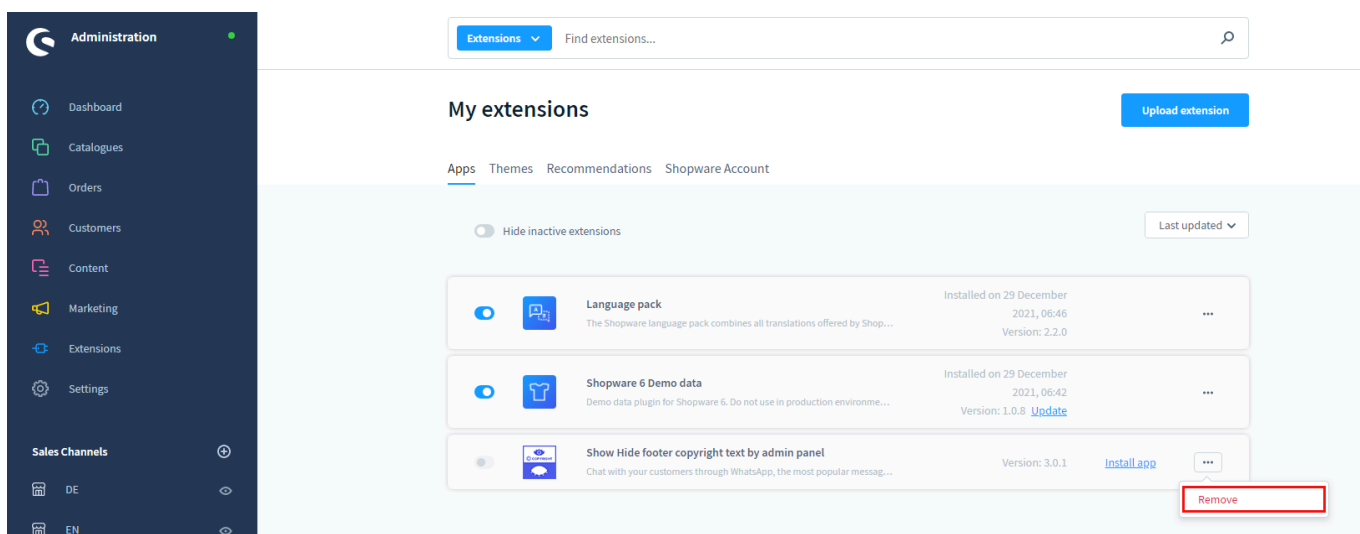


Figure 13

## 6. IMPRINT AND CONTACT

BrandCrock (Private limited)	BrandCrock GmbH
<b>Address:</b> Max-Planck-Straße 5 85716 Unterschleißheim Munich district Bavaria, Germany	<b>Adresse:</b> Max-Planck-Straße 5 85716 Unterschleißheim Landkreis München Bayern, Deutschland
<b>Tel:</b> + 49 (0) 89 2154 7447 <b>Tel:</b> + 49 (0) 89 374 27878 <b>Email:</b> <a href="mailto:support@brandcrock.com">support@brandcrock.com</a> <b>Website:</b> <a href="http://www.brandcrock.com">www.brandcrock.com</a>	<b>Tel:</b> + 49 (0) 89 2154 7447 <b>Tel:</b> + 49 (0) 89 374 27878 <b>Email:</b> <a href="mailto:support@brandcrock.com">support@brandcrock.com</a> <b>Website:</b> <a href="http://www.brandcrock.com">www.brandcrock.com</a>
<b>Managing Director/CEO:</b> Bhavani Johnson	<b>Geschäftsführer:</b> Bhavani Johnson
<b>Legal form:</b> Company with limited liability	<b>Rechtsform:</b> Gesellschaft mit beschränkter Haftung
<b>Jurisdiction:</b> Amtsgericht München	<b>Gerichtsstand:</b> Amtsgericht München
<b>Commercial register number:</b> HRB 226 742	<b>Handelsregister:</b> HRB 226742
<b>VAT No:</b> DE 308 776 517	<b>Ust-ID-Nr:</b> DE 308 776 517
<b>Line of Business:</b> Delivery of services in Information Technology, software development and solutions.	<b>Gegenstand des Unternehmens:</b> Erbringung von Dienstleistungen der Informationstechnologie, Softwareentwicklung und -lösungen.