

Total Weight In Cart

Installation guide

Version 3.2.0

Compatibility verified on: 18.10.2024

Supported versions: 6.2.0 to 6.6.7.0

Version	Date	Remarks
3.2.0	06.06.2024	Fixed compatibility with Shopware 6.6
3.1.0	05.01.2024	Fixed compatibility with Shopware 6.5.7
3.0.3	06.12.2023	Added a new snippets to change the Scale unit short code
3.0.2	28.06.2024	Fixed compatibility with Shopware 6.5
3.0.1	07.01.2021	Added text module in German

TABLE OF CONTENTS

1. ABOUT BrandCrock GmbH	3
2. MANAGING PLUGIN & CONTACT DETAILS	4
2.1 About this Plugin	4
3. PLUGIN INSTALLATION	4
4. PLUGIN CONFIGURATION	7
5. PLUGIN UNINSTALLATION	10
6. IMPRINT AND CONTACT	12

1. ABOUT BrandCrock GmbH

BrandCrock GmbH is a one-stop software solution provider for all your business needs in more than 15 countries worldwide. We create sales-oriented corporate websites, internet-based software and web services. We are stationed in Munich, Germany, with other offices in Karachi and Chennai.

BrandCrock GmbH is one of Germany's leading and trusted offshore and outsourcing software solution providers for web designing and software development.

Since 2015 we have been in the field of information technology and software development; providing reliable and cost-effective solutions to individuals, business owners, start-ups, small to medium size companies (SME's) on-line retailers, production companies, Software and Design Agencies. BrandCrock is fulfilling a greater demand of software development at a reasonable cost for anyone interested in our professional skills especially the European and German based Market.

We have passionate teams and multi-talented individuals who are extremely committed to their work. At BrandCrock we are achieving robust, reliable, high quality IT solutions by practicing industry-proven methods cum standards in software development, project management and quality assurance methodologies.

For further information, please refer to the hyperlink www.brandcrock.com

2. MANAGING PLUGIN & CONTACT DETAILS

➡ This document relates to the BrandCrock plugin for **Total Weight In Cart** and contains important information about installation and usage of the plugin. At the same time, this document serves as performance and functional specification for features available in the plugin.

➡ If you face any issue or problems on installing or testing our plugin please contact our [Support team](#).

➡ Please don't change or modify the plugin without having any experience or understanding.

2.1 About this Extension

This plugin is configured to see product total weight in cart page and also on the Check Out page. In many cases it is important for the customer to know how heavy his current shopping cart is. Especially when the shipping costs are weight-dependent, this is information that must be presented transparently. The plugin for displaying the total weight shopping basket meets these requirements.

Note - To display the weight on the cart page, then weight must be configured in product configuration on the shop back-end.

3. PLUGIN INSTALLATION

The initial step is the **Installation** of the plugin. The following screenshots will explain you in detail about the installation process,

Step 1: Login to shop backend, navigate to **Extensions** **My extensions**.

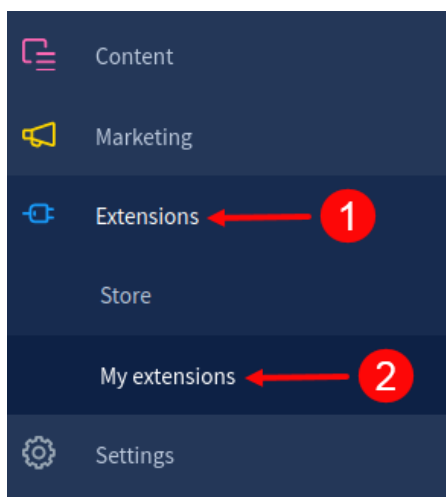


Figure 1

Step 2: Click **Upload extension** to browse the **BrandCrockTotalWeightInCart.zip** file and then click **Open** to upload the plugin.

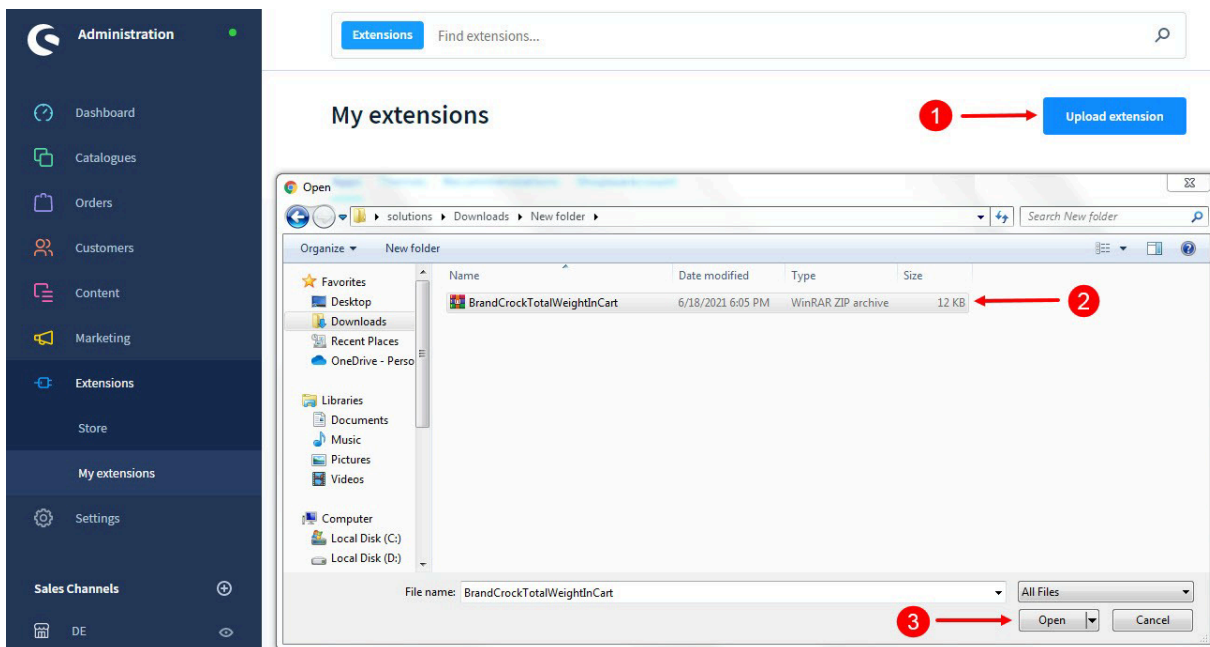


Figure 2

Step 3: After uploading the **Display Product Weight In Cart** plugin, it will be listed/shown as below

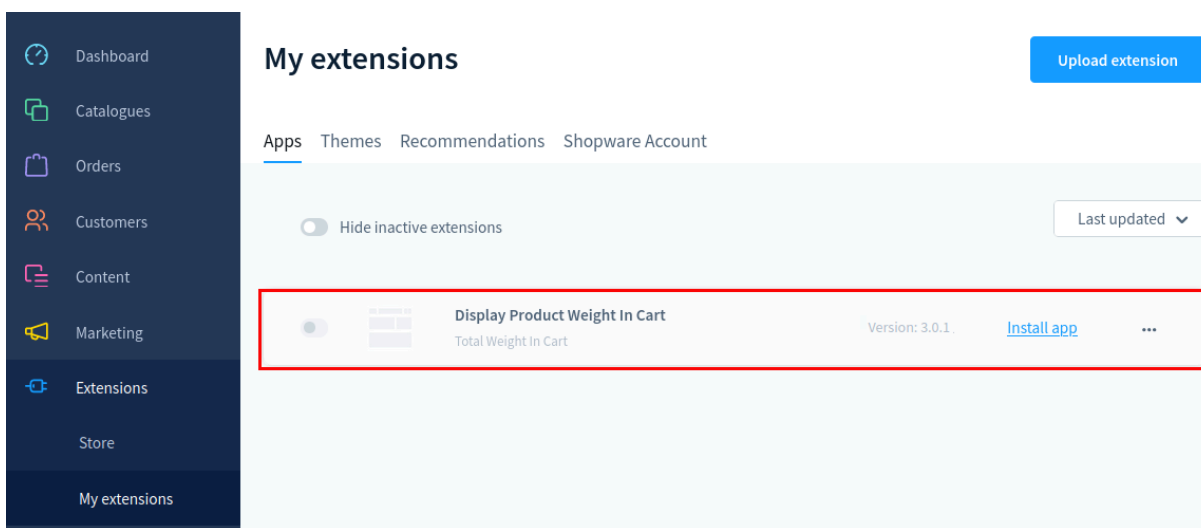


Figure 3



Step 4: To installed the **Display Product Weight In Cart** plugin click **Install app** as shown below

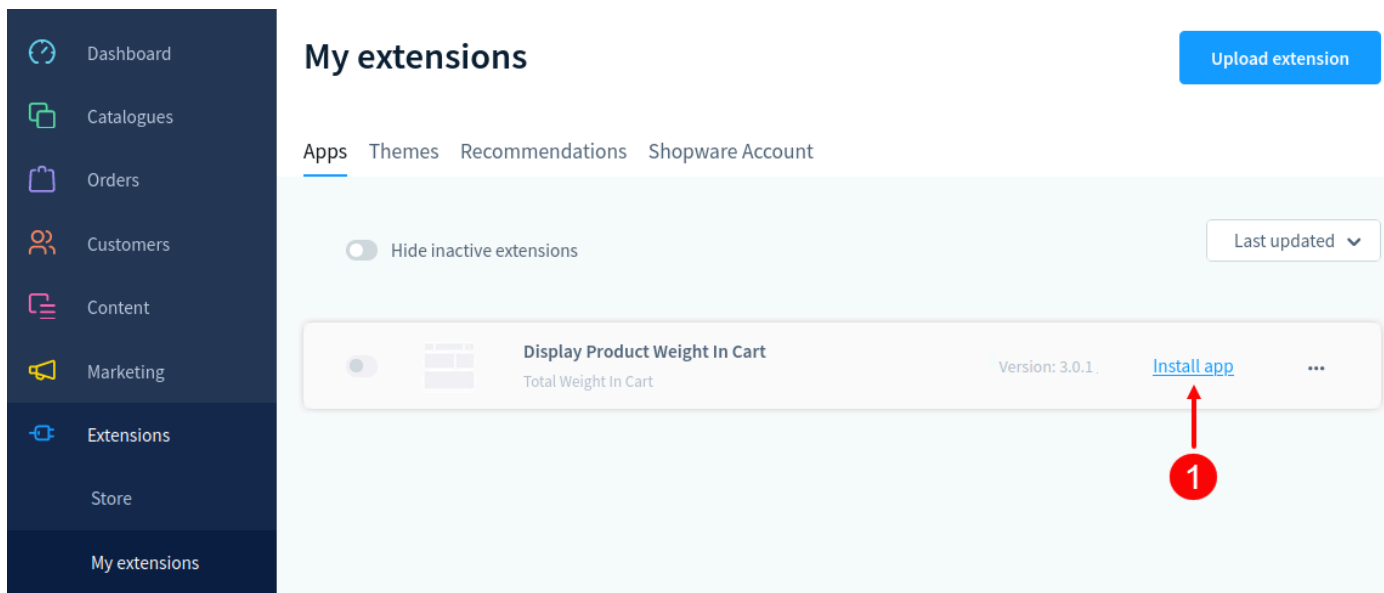


Figure 4

Step 5: Next, click enable  switch to activate the **Display Product Weight In Cart** plugin.

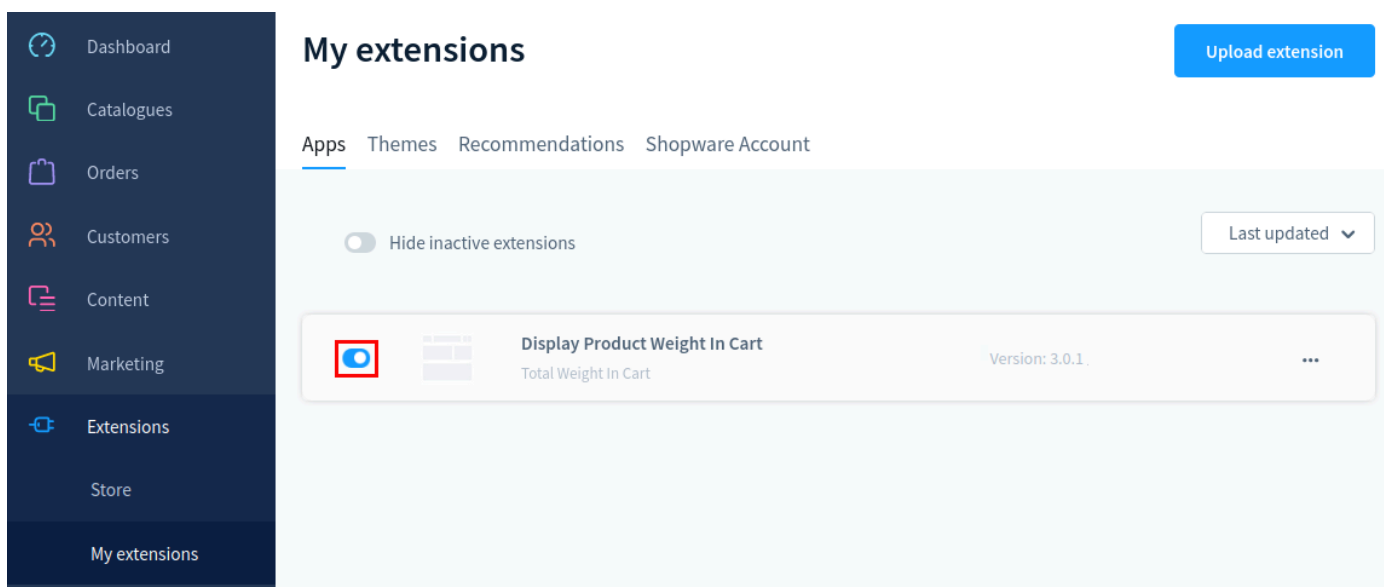
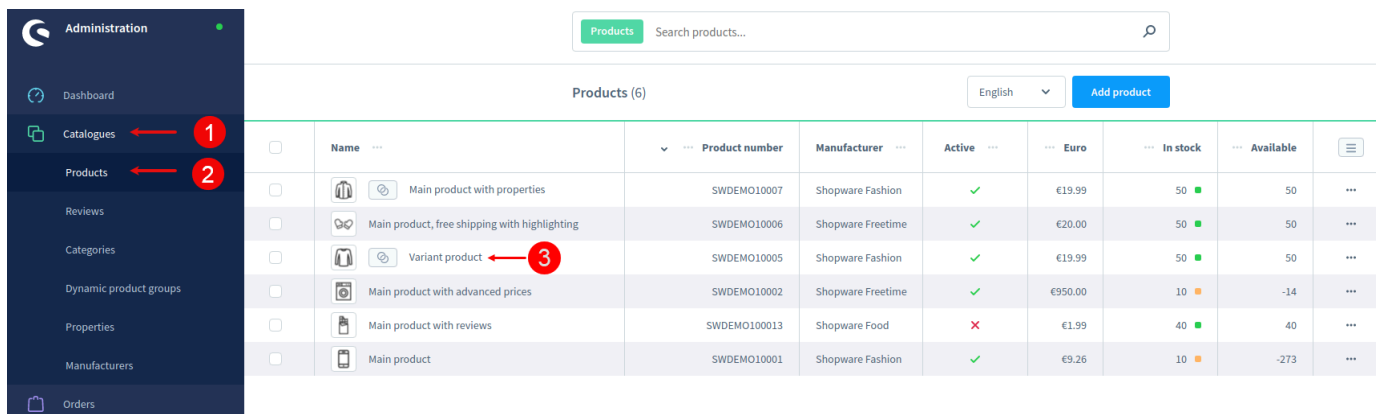


Figure 5

4. PLUGIN CONFIGURATION

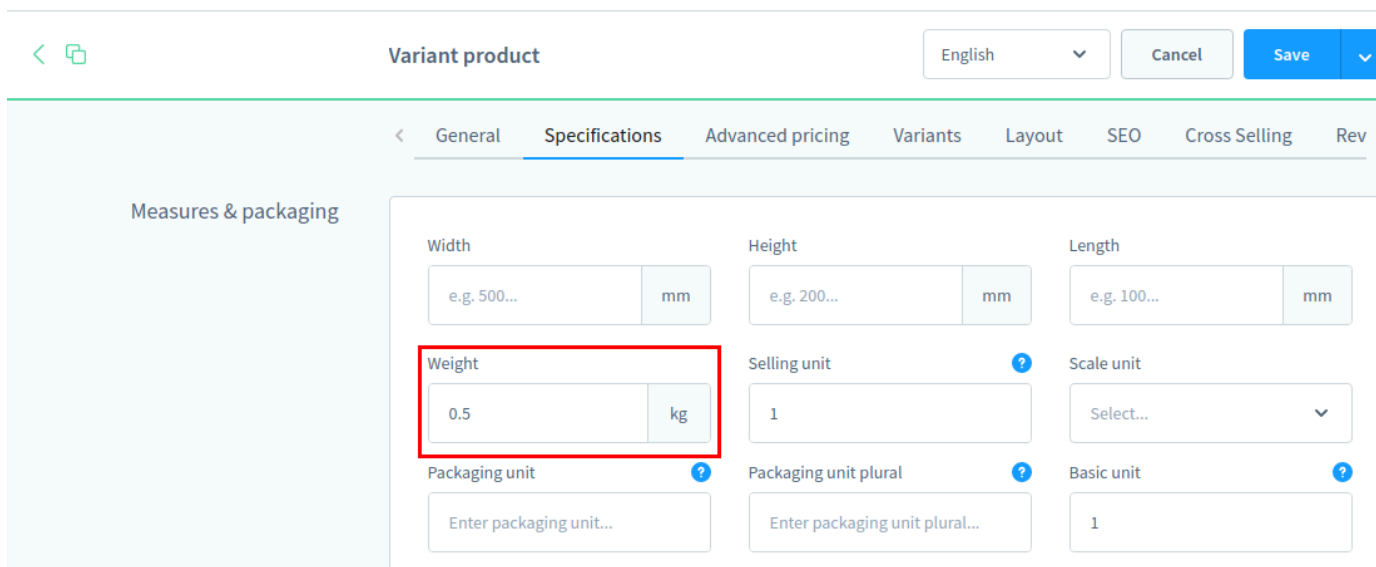
Step 1: Login to shop back-end, navigate to **Catalogues** **Products** **choose any individual product** (Example: Variant product)



	Name	Product number	Manufacturer	Active	Euro	In stock	Available
<input type="checkbox"/>	Main product with properties	SWDEMO10007	Shopware Fashion	✓	€19.99	50	50
<input type="checkbox"/>	Main product, free shipping with highlighting	SWDEMO10006	Shopware Freetime	✓	€20.00	50	50
<input type="checkbox"/>	Variant product	SWDEMO10005	Shopware Fashion	✓	€19.99	50	50
<input type="checkbox"/>	Main product with advanced prices	SWDEMO10002	Shopware Freetime	✓	€950.00	10	-14
<input type="checkbox"/>	Main product with reviews	SWDEMO100013	Shopware Food	✗	€1.99	40	40
<input type="checkbox"/>	Main product	SWDEMO10001	Shopware Fashion	✓	€9.26	10	-273

Figure 6

Step 2: In the particular product page, navigate to **Specifications** tab and configure the product **Weight** under the **Measures & packaging** section as shown below



Measures & packaging

Width e.g. 500... mm	Height e.g. 200... mm	Length e.g. 100... mm
Weight 0.5 kg	Selling unit 1	Scale unit Select...
Packaging unit Enter packaging unit...	Packaging unit plural Enter packaging unit plural...	Basic unit 1

Figure 7

Step 3: Go to shop frontend, now you can see the each individual product weight in the **mini cart page**, **cart page** and in the **order summary page** with the total weight as shown in the below images

[< Continue shopping](#)

Shopping cart 2 items

Shopping cart updated

1x Main product, free shipping with highlighting ✕

1 €20.00*

Weight : 0.15 KG

1x Variant product ✕

Colour: Red | Size: XL

1 €19.99*

Weight : 0.5 KG

Subtotal €39.99*

Shipping costs (Standard) + €0.00

* Prices incl. VAT plus shipping costs

Total Weight 0.65 KG

Enter gift card number or discount code...

[Proceed to checkout](#)

[Go to shopping cart](#)

Figure 8 (Mini cart page)

Demostore

[Home](#) [Food](#) [Clothing](#) [Free time & electronics](#)

Search all categories...

€39.99*

Shopping cart



Product	Quantity	Unit price	Subtotal
Main product, free shipping with highlighting <small>Product number: SWDEMO10006</small> Weight : 0.15 KG <small>Delivery period: 19/06/2021 - 21/06/2021</small>	1 <input type="text"/>	€20.00*	€20.00* ✕
Variant product Colour: Red Size: XL <small>Product number: SWDEMO10005.4</small> Weight : 0.5 KG <small>Delivery period: 19/06/2021 - 21/06/2021</small>	1 <input type="text"/>	€19.99*	€19.99* ✕

Summary

Total	€39.99*
Shipping costs	€0.00*
Grand total	€39.99*
Net total	€33.61
plus 19% VAT	€6.38
Total Weight	0.65 KG

Enter gift card number or discount code...

[Proceed to checkout](#)

Product	Quantity	incl. VAT	Subtotal
 <p>Main product, free shipping with highlighting</p> <p>Product number: SWDEMO10006 Weight : 0.15 KG Delivery period: 19/06/2021 - 21/06/2021</p>	1	€3.19	€20.00
 <p>Variant product</p> <p>Colour: Red Size: XL</p> <p>Product number: SWDEMO10005.4 Weight : 0.5 KG Delivery period: 19/06/2021 - 21/06/2021</p>	1	€3.19	€19.99

Additional information

Would you like to tell us anything about your order?

Comment here...


Summary

Total	€39.99*
Shipping costs	€0.00*
Grand total	€39.99*
Net total	€33.61
plus 19% VAT	€6.38
Total Weight	0.65 KG

Submit order

Figure 10 (Order summary page)

5. PLUGIN UNINSTALLATION

To deactivate the plugin, navigate to **Extensions** > **My extensions** and click the deactivate  switch to deactivate **Display Product Weight In Cart** as shown below

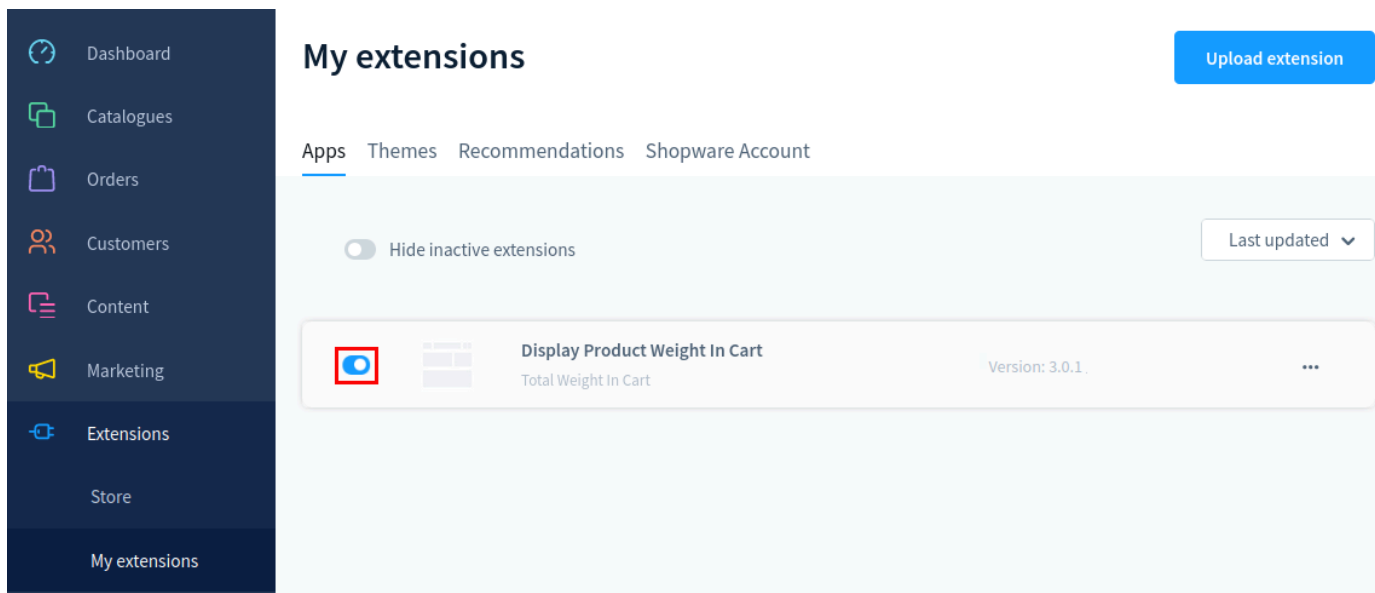


Figure 11

Next, to Uninstall the **Display Product Weight In Cart** plugin, navigate to  option and click **Uninstall** as shown below

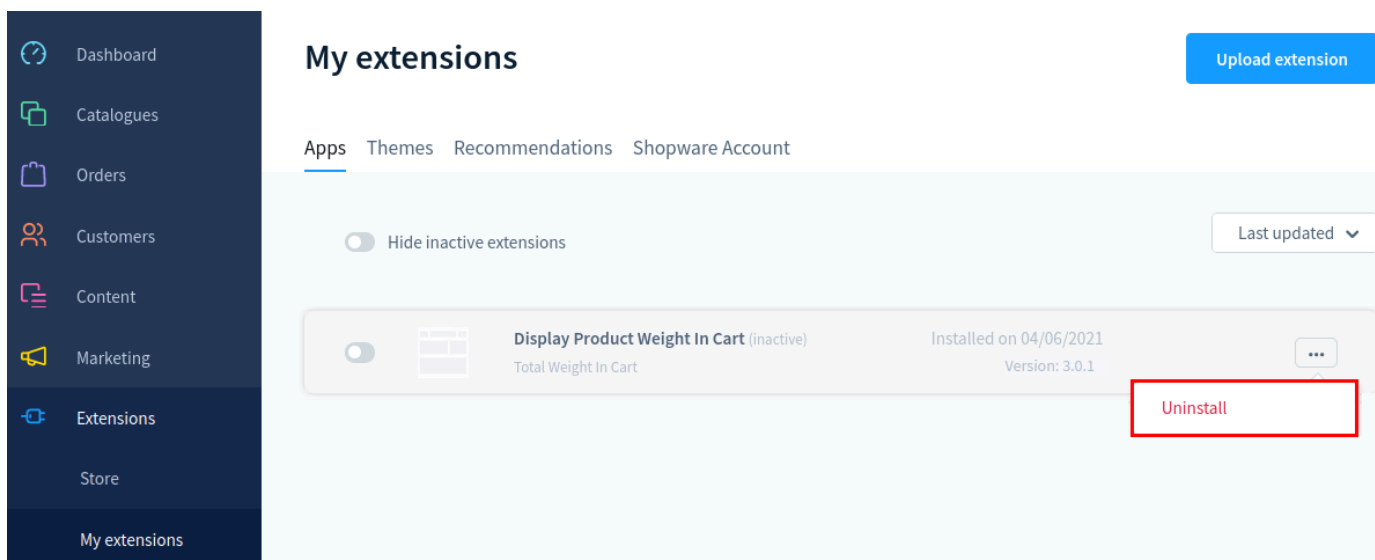
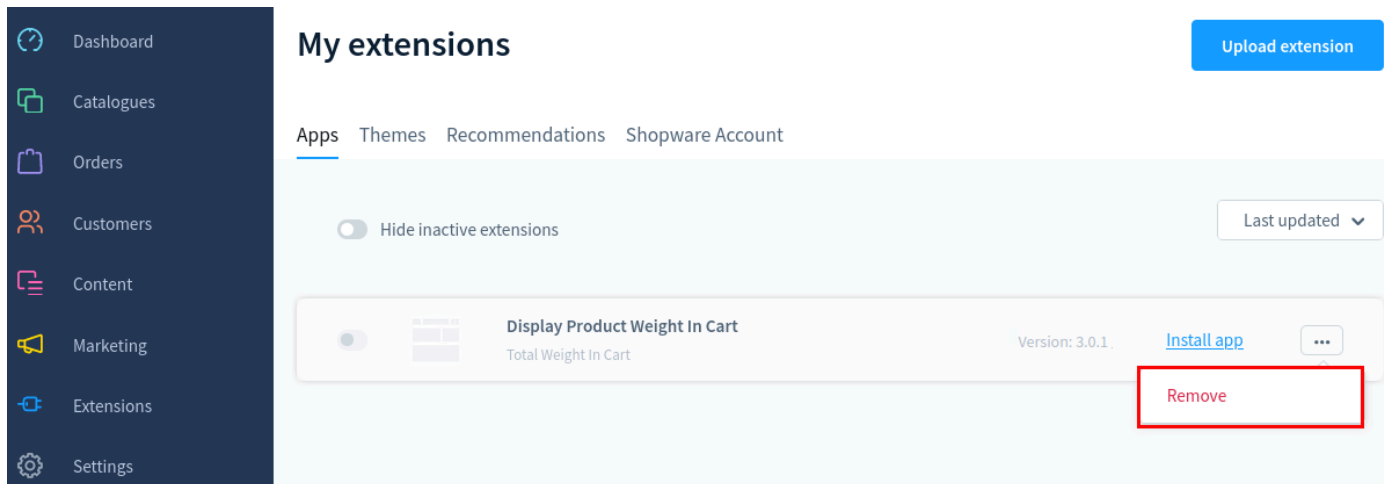


Figure 12

To remove the **Display Product Weight In Cart** plugin, click **Remove** as shown below



The screenshot shows the 'My extensions' page in the BrandCrock dashboard. On the left is a dark sidebar with navigation items: Dashboard, Catalogues, Orders, Customers, Content, Marketing, Extensions, and Settings. The main area is titled 'My extensions' and has a blue 'Upload extension' button in the top right. Below the title are tabs for 'Apps', 'Themes', 'Recommendations', and 'Shopware Account'. A toggle switch for 'Hide inactive extensions' is visible, along with a 'Last updated' dropdown menu. The 'Display Product Weight In Cart' extension is listed with a toggle switch, a small icon, the name 'Display Product Weight In Cart', the subtitle 'Total Weight In Cart', and the version 'Version: 3.0.1'. To the right of the extension name are links for 'Install app' and a three-dot menu. The 'Remove' button in the three-dot menu is highlighted with a red rectangle.

Figure 13



BrandCrock
Gateway To Digital Brand

6. IMPRINT AND CONTACT

BrandCrock (Private limited)	BrandCrock GmbH
Address: Max-Planck-Straße 5 85716 Unterschleißheim Munich district Bavaria, Germany	Adresse: Max-Planck-Straße 5 85716 Unterschleißheim Landkreis München Bayern, Deutschland
Tel: + 49 (0) 89 2154 7447 Tel: + 49 (0) 89 374 27878	Tel: + 49 (0) 89 2154 7447 Tel: + 49 (0) 89 374 27878
Email: support@brandcrock.com	Email: support@brandcrock.com
Website: www.brandcrock.com	Website: www.brandcrock.com
Managing Director/CEO: Bhavani Johnson	Geschäftsführer: Bhavani Johnson
Legal form: Company with limited liability	Rechtsform: Gesellschaft mit beschränkter Haftung
Jurisdiction: Amtsgericht München	Gerichtsstand: Amtsgericht München
Commercial register number: HRB 226 742	Handelsregister: HRB 226742
VAT No: DE 308 776 517	Ust-ID-Nr: DE 308 776 517
Line of Business: Delivery of services in Information Technology, software development and solutions.	Gegenstand des Unternehmens: Erbringung von Dienstleistungen der Informationstechnologie, Softwareentwicklung und -lösungen.